


Change of contact details

This instruction will show you how to change your contact details in case you are an international student.

Changing your contact details is mandatory if you want to check out a book from the libraries of the University of Passau and you do not have a German address on file yet. To change your contact details, follow the steps below:

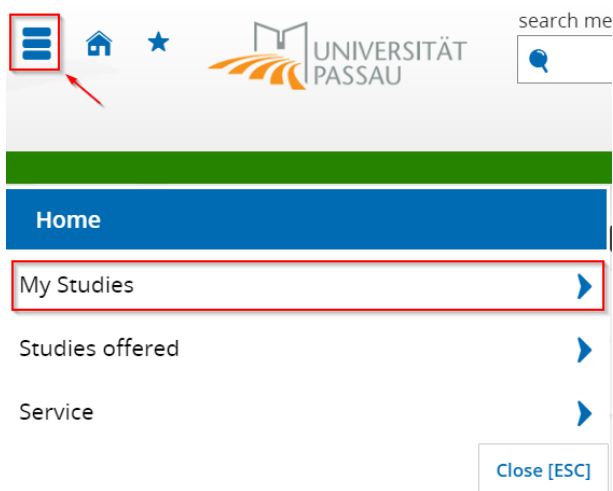
Step 1:

Log in as usual with your ZIM ID in the campus portal.
Accessible at <https://campus.uni-passau.de/>

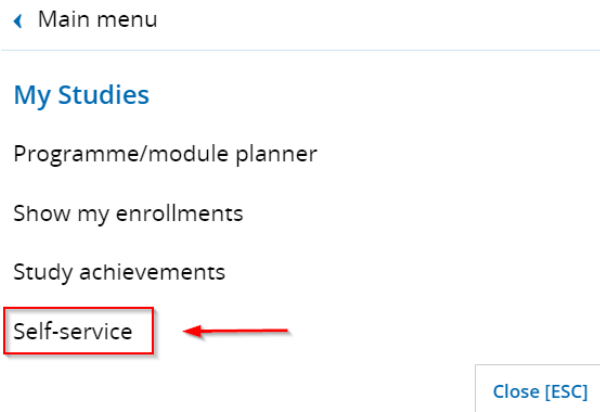
User name	Password
<input type="text"/>	<input type="password"/> 
<input type="button" value="Login"/>	
Forgot your username and/or password	

Step 2:

Using the menu on the left, select the "My Studies" tab.

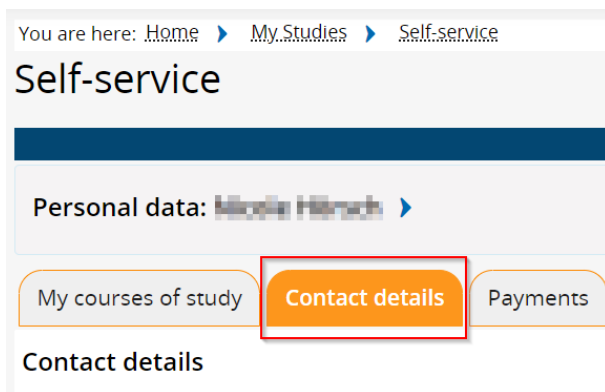


Select the tab "Self-service" beneath "My Studies". It contains all the relevant information for you regarding the administration of your profile at the university.



Step 3:

In the "Contact details" tab you will find an overview of all the data stored about you. Here you can also edit your contact information.



The study correspondence is the address the university uses to send letters to you - please keep this up to date. Use the address where you stay the longest period of time due the semester.

